

FIRST DAY OF FIRST GRADE



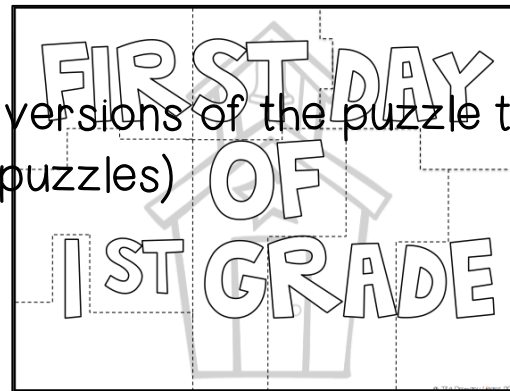
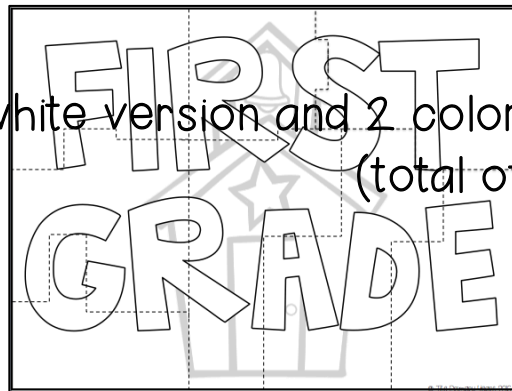
Puzzle

By: The Primary Years

how to use

I have my students put the puzzle together one of 4 ways:

- 1) They assemble the puzzle (which I have precut) and if they have time, they can color it.
- 2) I have them color the paper first, cut out the puzzle pieces, & then put it back together.
- 3) Print the colored versions out, have your students cut it into a puzzle, & then they put it back together.
- 4) Print the colored versions out, precut the puzzles before giving them to the students, & the students work to put it together.



Includes: 1 black & white version and 2 colored versions of the puzzle templates shown here
(total of 6 puzzles)

FIRST DAY
OF
1ST GRADE

FIRST DAY

OF

1ST GRADE

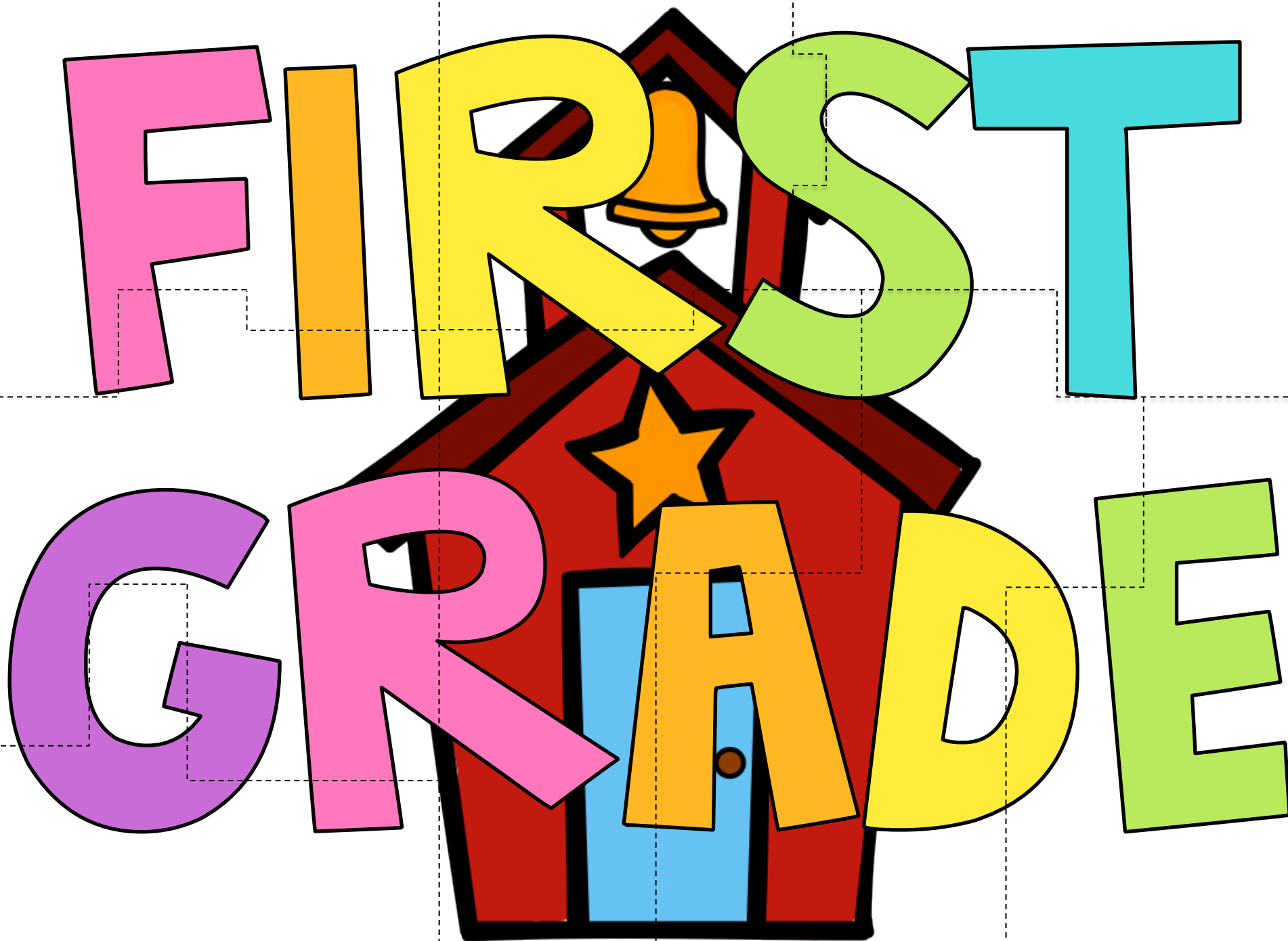
FIRST DAY

OF

1ST GRADE

FIRST
GRADE





terms

Thank you for purchasing my "First Day of First Grade Puzzles!" I hope that you and your students enjoy this booklet and find it as useful as I do!

Terms of Use!

You have purchased a single user license. To share this packet with others, please purchase a multi-user license first through TpT. Please feel free to contact me with any questions regarding my ToU.

Questions, Comments, Concerns, Suggestions?

I LOVE to hear feedback!! Please feel free to e-mail me at ThePrimaryYears@gmail.com.

Looking for other ideas/freebies?

Be sure to check out my blog, ThePrimaryYears.blogspot.com

credits

Credits:

Thank you to the following graphic designers who created many of the fonts and graphics found in this packet...



MTF JUMPiN' JACK