


I AM A SCIENTIST



a c t i v i t y

By The Primary Years

Cut on
dotted line.
Fold on solid
line.



Cut on
dotted line.
Fold on solid
line.

Cut on
dotted line.
Fold on solid
line.

Scientists Ask Questions

My question is:

My question is:

Scientists Ask Questions

Cut on
dotted line.
Fold on solid
line.

Cut on
dotted line.
Fold on solid
line.

Scientists Ask Questions

My question is:

My question is:

Scientists Ask Questions

Cut on
dotted line.
Fold on solid
line.

Cut on
dotted line.
Fold on solid
line.

Scientists Ask Questions

My question is:

My question is:

Scientists Ask Questions

Cut on
dotted line.
Fold on solid
line.

Cut on
dotted line.
Fold on solid
line.

I am a scientist because

I am a scientist because

Cut on
dotted line.
Fold on solid
line.

Cut on
dotted line.
Fold on solid
line.

I am a scientist because

Handwriting practice lines consisting of solid top and bottom lines with a dashed midline, repeated five times.

Handwriting practice lines consisting of solid top and bottom lines with a dashed midline, repeated five times.

I am a scientist because

Cut on
dotted line.
Fold on solid
line.

Cut on
dotted line.
Fold on solid
line.

I am a scientist because

I am a scientist because

Cut on
dotted line.
Fold on solid
line.

Cut on
dotted line.
Fold on solid
line.

I am a scientist when I

I am a scientist when I

Cut on
dotted line.
Fold on solid
line.

Cut on
dotted line.
Fold on solid
line.

I am a scientist when I

Handwriting practice lines consisting of a solid top line, a dashed middle line, and a solid bottom line. There are four sets of these lines for writing.

Handwriting practice lines consisting of a solid top line, a dashed middle line, and a solid bottom line. There are four sets of these lines for writing.

I am a scientist when I

Cut on
dotted line.
Fold on solid
line.

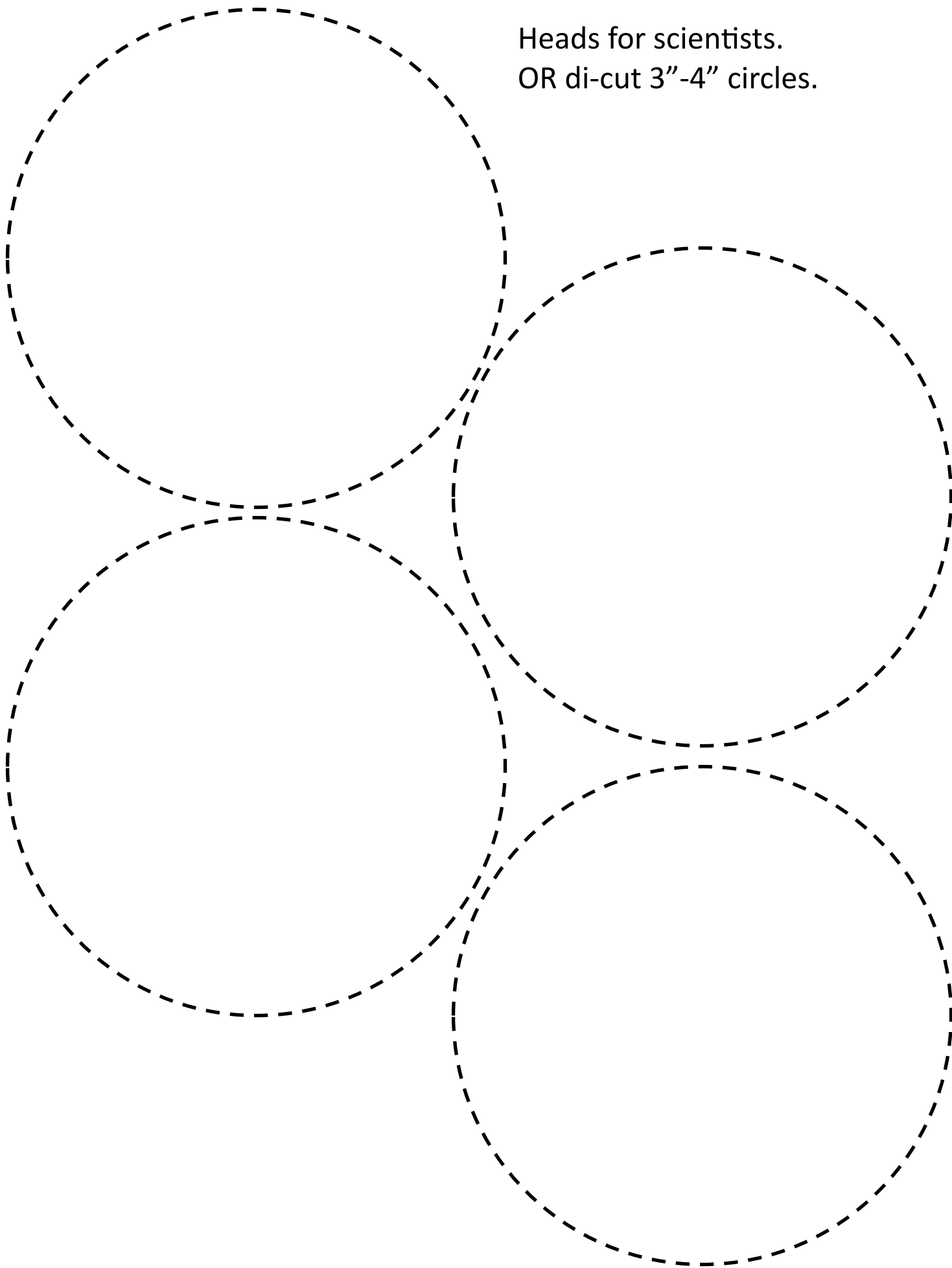
Cut on
dotted line.
Fold on solid
line.

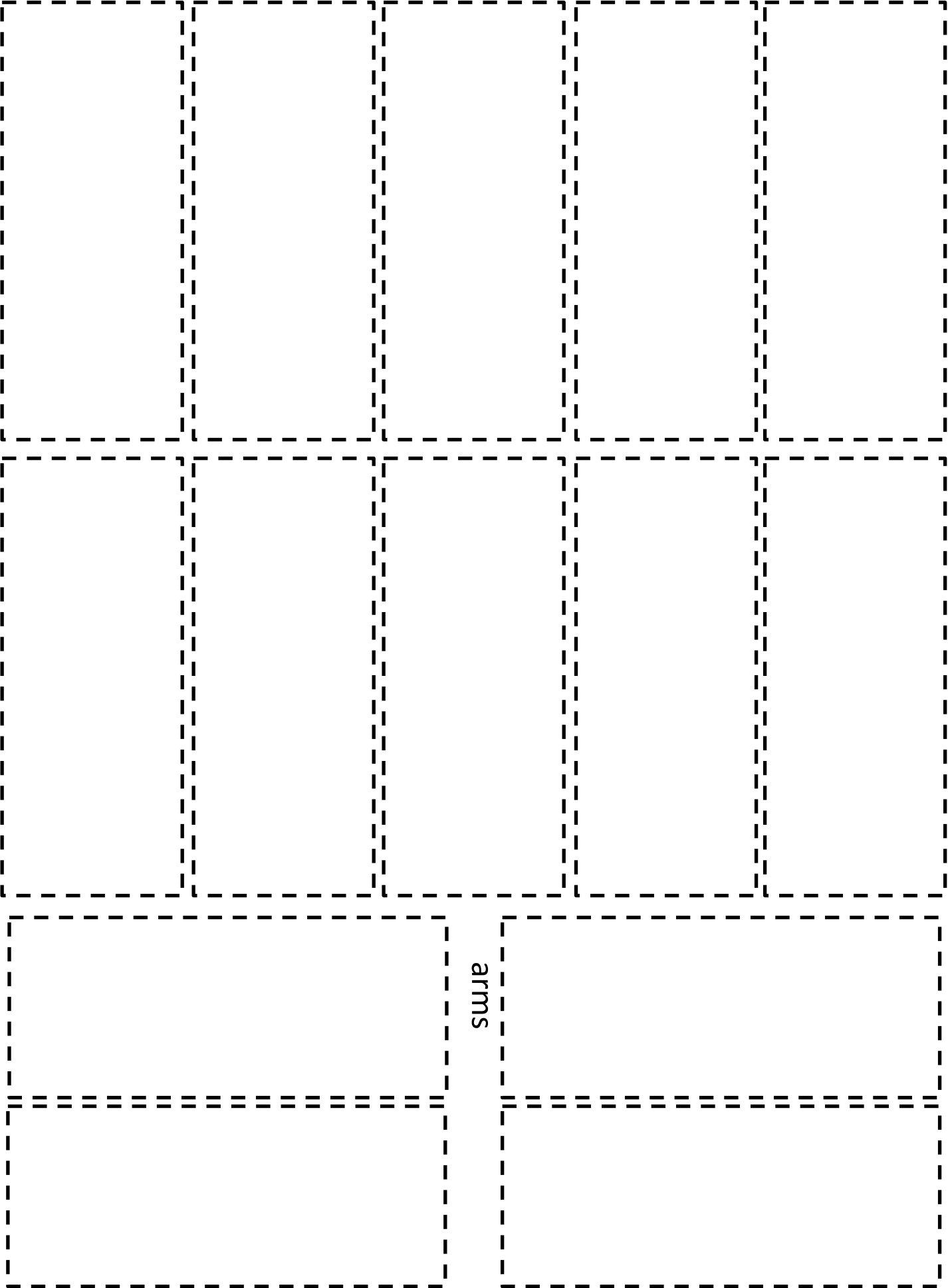
I am a scientist when I

I am a scientist when I


Cut on
dotted line.
Fold on solid
line.

Heads for scientists.
OR di-cut 3"-4" circles.







hands

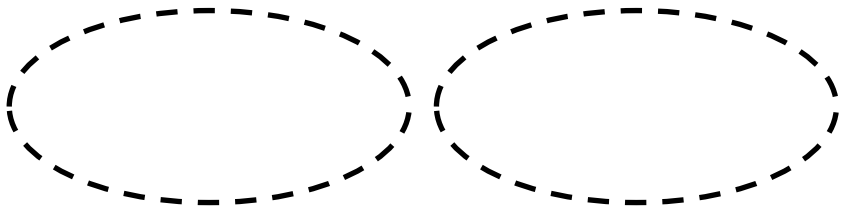
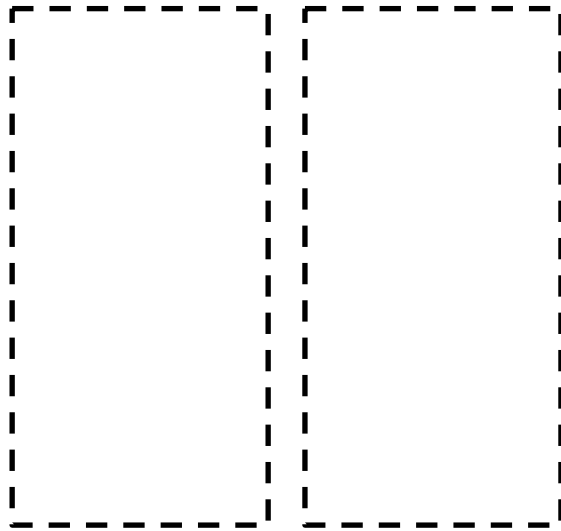
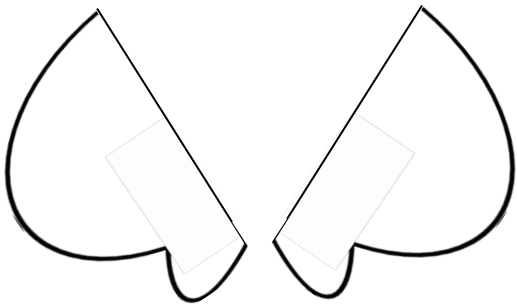

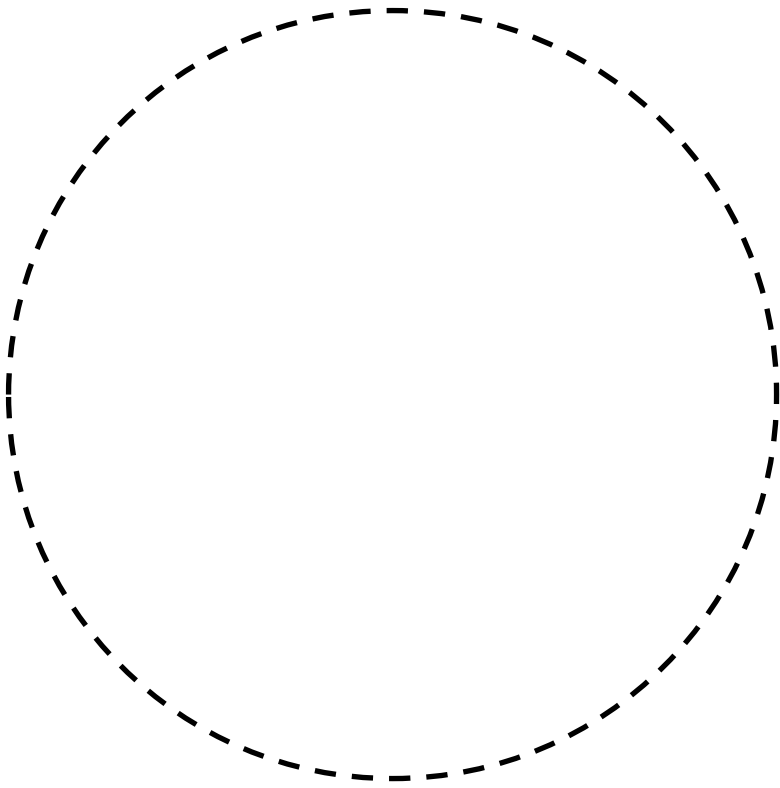


legs





shoes



Whole body

THANK YOU!!!

Thank you for purchasing my "Myself as a Scientist Craftivity." I hope that you and your students enjoy this booklet and find it as useful as I do!

Terms of Use!

You have purchased a single user license. To share this packet with others, please purchase a multi-user license first through TpT. Please feel free to contact me with any questions regarding my ToU.

Questions, Comments, Concerns, Suggestions?

I LOVE to hear feedback!! Please feel free to e-mail me at

ThePrimaryYears@gmail.com.

Looking for other ideas/freebies?

Be sure to check out my blog, ThePrimaryYears.blogspot.com

Credits:

Thank you to the following graphic designers who created many of the fonts and graphics found in this packet...

